

Highlights of marine fish landings in selected fishing harbours of India –June 2021

Dr. Afsal V.V. and Dr. Joice V. Thomas
NETFISH-MPEDA

Monitoring of marine landings in terms of fish catch and boat arrivals is being done by NETFISH on a regular basis at selected major harbours/landing centres in the 9 coastal states of India. The name, registration number and type of fishing vessels arriving every day at the harbour and the species-wise quantity of fish catch landed by these vessels are collected and recorded in the MPEDA Catch Certificate website. The data obtained during June 2021 were analyzed and the species-wise, harbour-wise and state-wise trend observed with regard to fish catch and boat arrivals is presented in this report.

I. OBSERVATIONS ON FISH CATCH

In June 2021, marine catch landing was recorded from 60 major selected landing sites, which has totalled to a quantity of 10,772.27 tons . About 44 % of the total catch ie. 4730.43 tons were composed of Pelagic finfish resources, and the share of Demersal finfishes, Crustaceans and Molluscs were 22% (2428.46 tons), 24% (2558.72 tons) and 10% (1054.66 tons) respectively (Fig.1).

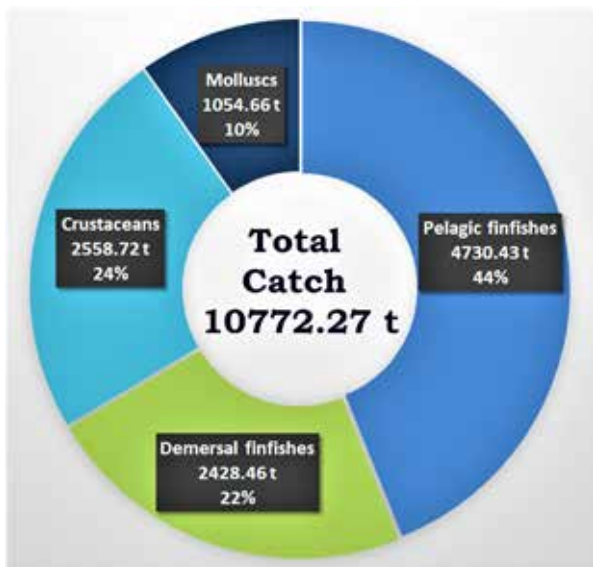


Fig. 1. Catch composition of marine landings recorded in June 2021

Altogether, 214 species of marine fishery items were recorded in the month, of which, the top five contributors were *Johnius* Spp (Croaker), *Rastrelliger kanagurta* (Indian mackerel), *Metapenaeus dobsoni* (Poovalan shrimp), *Harpadon nehereus* (Bombay duck) and *Stolephorus indicus* (Indian anchovy) (Table1). *Parapenaeopsis stylifera* (Karikkadi shrimp) and *Sardinella longiceps* (Indian oil sardine) were the other major species landed during the month.

Table. 1. Major fish species landed during June 2021

Sl. No:	Common name	Scientific name	Qty. in tons
1	Croaker	<i>Johnius spp.</i>	857.58
2	Indian mackerel	<i>Rastrelliger kanagurta</i>	725.68
3	Poovalan shrimp	<i>Metapenaeus dobsoni</i>	658.94
4	Bombay duck	<i>Harpadon nehereus</i>	637.42
5	Indian anchovy	<i>Stolephorus indicus</i>	519.95

The various species of fishery items recorded were categorised into their common groups and the catch trend was analysed. Coastal shrimps, Anchovies, Croakers, Indian Mackerel and Bombay duck were the major five items landed during the month.

These five items have together formed 48 % of the total catch (Fig 2).

FOCUS AREA

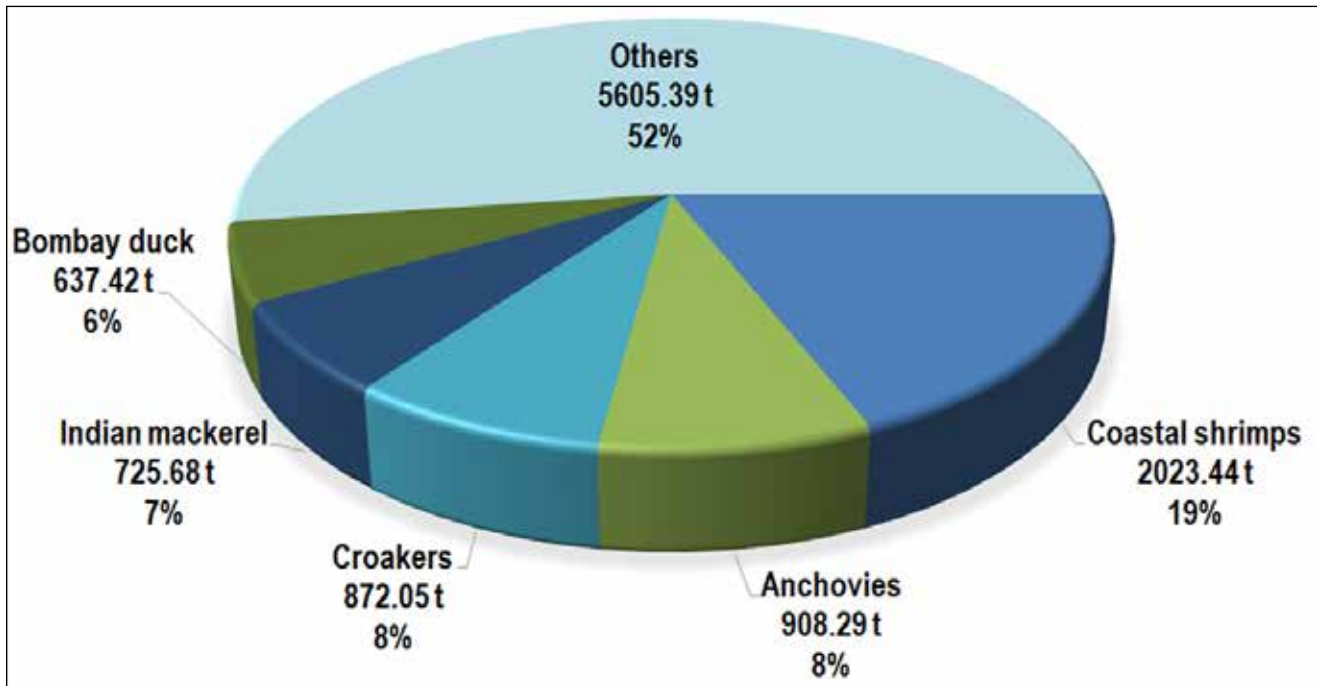


Fig.2. Catch composition of marine landings recorded in June 2021

Quantity of Pelagic finfish, Demersal finfish, Crustacean and Mollusc resources landed during June 2021 is given in Table 2. Anchovies, Indian mackerel and Bombay duck were the major contributors among the Pelagic finfishes, with each recording a landing of more than 600 tons. Croakers was the most landed item among the Demersal finfishes and it was followed by Pomfrets and Japanese Threadfin breems. About 79% of the Crustacean catch was comprised of different species of Coastal shrimps, of which the *Poovalan* shrimp was the most landed species with a share of 658.94 tons. In the case of the Molluscs, cuttlefishes and squids were the major items.

Table 2. Category - wise Landing of various fishery items during June 2021

FISHERY ITEM	QUANTITY (Tons)	% OF TOTAL CATCH
Pelagic finfishes		
Anchovies	908.29	8.43
Indian mackerel	725.68	6.74
Bombay duck	637.42	5.92
Indian oil sardine	447.57	4.15
Tunas	447.08	4.15

Scads	411.72	3.82
Ribbon Fish	302.33	2.81
Lesser sardines	279.25	2.59
Seer fish	99.57	0.92
Shads	95.61	0.89
Barracudas	62.45	0.58
Mulletts	56.16	0.52
Indian Salmon	38.81	0.36
Trevallies	36.62	0.34
Needlefish	26.69	0.25
Sailfish	23.39	0.22
Other mackerel	22.43	0.21
Glossy perchlet	21.66	0.20
Sword fish	21.28	0.20

FOCUS AREA

Marlins	18.37	0.17
Herrings	17.32	0.16
Queenfish	10.63	0.10
Flying fish	8.61	0.08
Mahi mahi	6.74	0.06
Halfbeaks	3.49	0.03
Cobia	0.67	0.01
Milk fish	0.60	0.01
Total pelagic	4730.43	43.91
Demersal finfishes		
Croakers	872.05	8.10
Pomfrets	364.41	3.38
Japanese thread fin bream	307.58	2.86
Catfishes	207.99	1.93
Sole fish	180.01	1.67
Rabbit fish	74.32	0.69
Lizard fish	72.52	0.67
Pony fishes	72.44	0.67
Rays	43.62	0.40
Eels	39.17	0.36
Reef cods	26.23	0.24
Snappers	22.88	0.21
Thread Fin Breams	18.85	0.17
Indian Halibut	17.14	0.16
Leatherjacket	16.71	0.16

Goat fish	13.65	0.13
Emporer breams	12.31	0.11
Whittings	11.31	0.10
Bullseye	10.10	0.09
Moon fish	10.06	0.09
White fish	9.02	0.08
Silver Biddies	8.33	0.08
Sharks	7.89	0.07
Parrot fish	2.66	0.02
Surgeon fish	2.16	0.02
Sea bass	1.26	0.01
Perches	1.13	0.01
Croaker	0.90	0.01
Groupers	0.90	0.01
Jobfish	0.50	0.00
Sea breams	0.33	0.00
Reef cod	0.05	0.00
Flat heads	0.01	0.00
Total Demersal	2428.46	22.54
Crustaceans		
Coastal shrimps	2023.44	18.78
Crabs	451.50	4.19
Deep-sea shrimps	83.54	0.78
Lobsters	0.24	0.00
Total crustaceans	2558.72	23.75

FOCUS AREA

Molluscs		
Cuttle fish	530.60	4.93
Squid	456.81	4.24
Octopus	34.15	0.32
Baiga	33.02	0.31
Squids	0.09	0.00
Total Molluscs	1054.66	9.79
TOTAL CATCH	10772.27	100.00

State-wise landings: Landing data was recorded only from 7 coastal states of the country during the month. Due to the commencement of fishing ban period on 1st June 2021 in West coast, no landing was reported from Gujarat & Goa states and the catch quantity from Karnataka and Maharashtra were meagre. West Bengal along the East coast, where the fishing season has started on 15th June 2021 after 61 days fishing ban, has recorded the highest marine catch landings during June 2021, with a share of 3834.31 tons (36 %) (Fig.3). Kerala with a contribution of 2380.63 tons (22 %) stood in the second position and Tamil Nadu, with a total landing of 2180.72 tons (20%), in the third position. The least marine landing during the month was observed in Maharashtra, with a skimpy quantity of 10.62 tons of catch.

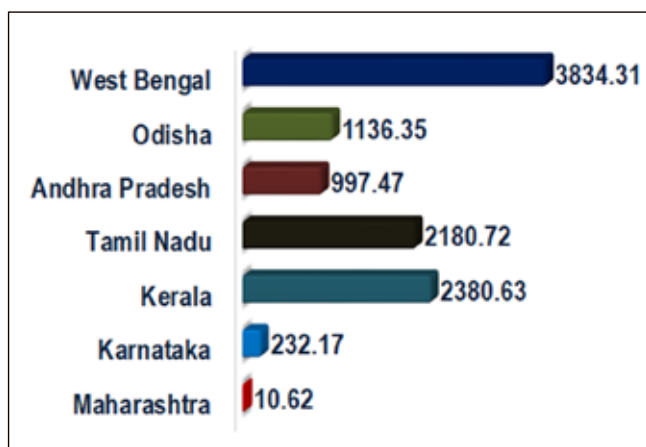


Fig.3. State-wise Fish Landings (in tons) during June 2021

Harbour-wise landings: The total marine landing reported from each harbour is given in Table 3. Among the 60 harbours, Deshapran harbour in West Bengal recorded the maximum fish landing, which was to the

tune of 1220.32 tons (11 %) and it was followed by Chennai and Sankarpur harbours with 1164.33 tons (11 %) and 895.12 tons (8%) respectively. The least landing was reported from Kottaipattinam harbour in Tamil Nadu (0.12 tons).

Table 3. Harbour-wise catch quantity & boat arrivals during June 2021

Sl. No:	State	Harbour	Fish Catch (in tons)	No. of boat arrival (nos.)
1	Maharashtra	Harne	8.70	16
2		Uttan	1.03	1
3		Vasai	0.89	2
4	Karnataka	Bhatkal	9.01	67
5		Gangolli	2.33	19
6		Karwar	1.73	38
7		Malpe	219.11	145
8	Kerala	Azheekkal	3.11	30
9		Chellanam	153.95	185
10		Cheruvathur	7.91	77
11		Chettuva	240.62	178
12		Kayamkulam	222.74	255
13		Koyilandi	99.84	239
14		Mopla Bay	42.27	270
15		Munakkadavu	23.91	77
16		Munambam	655.25	416
17		Neendakara	197.75	277
18		Ponnani	45.88	103
19		Puthiyappa	3.98	8
20		Sakthikulangara	127.03	152
21		Thangassery	40.85	199
22		Thoppumpady Cochin	258.07	171
23		Thottappally	158.85	235
24		Vaadi	71.86	254
25		Vizhinjam	18.67	287
26		Vypin	8.10	11

FOCUS AREA

27	Tamil Nadu	Chennai	1164.33	523	
28		Chinnamuttom	15.45	339	
29		Colachel	29.87	105	
30		Cuddalore	54.15	314	
31		Karaikal	22.49	154	
32		Kodiyakarai	3.43	146	
33		Kottaipatnam	0.12	1	
34		Mallipatnam	5.97	106	
35		Mudasalodi	24.38	163	
36		Pazhayar	154.61	450	
37		Pondicherry	106.41	75	
38		Poompuhar	78.63	354	
39		Pulicat	21.80	344	
40		Tharuvaikulam	266.96	164	
41		Tuticorin	232.14	470	
42		Andhra Pradesh	Kakinada	87.62	38
43			Machilipatnam	74.07	44
44			Nizampatnam	29.81	15
45			Pudimadaka	40.47	251
46			Visakhapatnam	648.07	453
47	Vodarevu		58.10	159	
48	Yanam		59.32	33	
49	Odisha	Bahabalpur	147.42	57	
50		Balramgadi	155.74	98	
51		Balugaon	95.54	400	
52		Dhamara	269.09	84	
53		Paradeep	468.57	205	
54	West Bengal	Sankarpur	895.12	339	
55		Fraser Ganj	181.34	147	
56		Kakdwip	326.48	212	
57		Namkhana	580.06	157	
58		Deshapran	1220.32	444	
59		Raidighi	276.82	111	
60		Soula	354.18	165	
Total		10772.27	10832		

II.OBSERVATIONS ON BOAT ARRIVALS

A total of 10,832 nos. of fishing vessel arrivals were recorded from the 60 harbours during June 2021. State wise figures (fig. 4) show that the highest number of boat arrivals had occurred in Tamil Nadu (34 %) and then in Kerala(32 %) and West Bengal(15 %). Gujarat and Goa states had no boat arrival records due to the fishing ban. The harbour wise details of boat arrivals are given in table 3 above. Chennai (523 nos.), Tuticorin (470 nos.) and Visakhapatnam (453 nos.) harbours had recorded the highest fishing vessel arrivals in the month. The least number of boat arrivals was reported from Kottaipattinam harbour in Tamil Nadu.

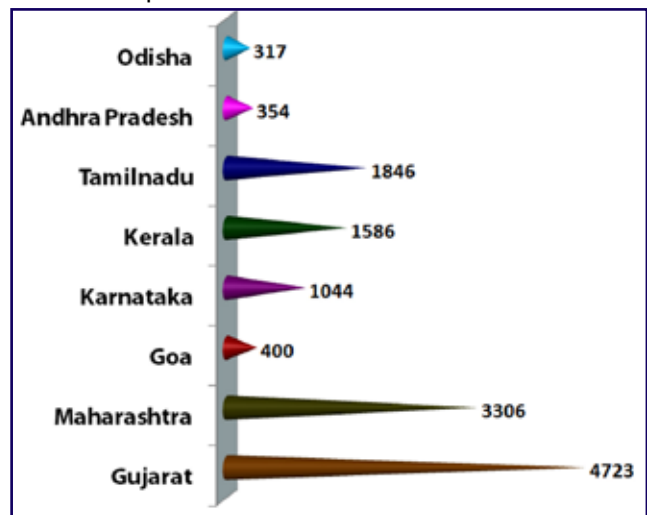


Fig.4. State-wise boat arrivals (nos.) during June 2021

Summary: In the month of June 2021, a total of 10,772.27 tons of marine catch landings and 10,832 nos. of boat arrivals were reported from 60 major fish landing sites of India. The total catch has dropped by around 7,350 tons, when compared to that of May 2021 and the number of boat arrivals has decreased by around 2,744 numbers. The reduction in catch quantity and boat arrivals during the period can be attributed to the monsoon fishing ban along the East and West coasts.

Though Pelagic finfish continued as the major contributor to the total landings and the demersal finfish species, *Johnius sp.* (Croaker), had attained the 1st position among the most landed fish species for the month. Whereas, the various species of coastal shrimps had together formed the most landed fishery item for the month. The state of West Bengal had attained the first position among the states in terms of total catch landed and the Deshapran harbour took over the prime position among the harbours. Regarding the number of boat arrivals, Tamil Nadu state and Chennai harbour had attained the lead positions.

